



**Food and Drinks available
on the "Range"**

**"Range Reymerswael"
Grensweg 19A
4411ST Rilland-Bath
the Netherlands**

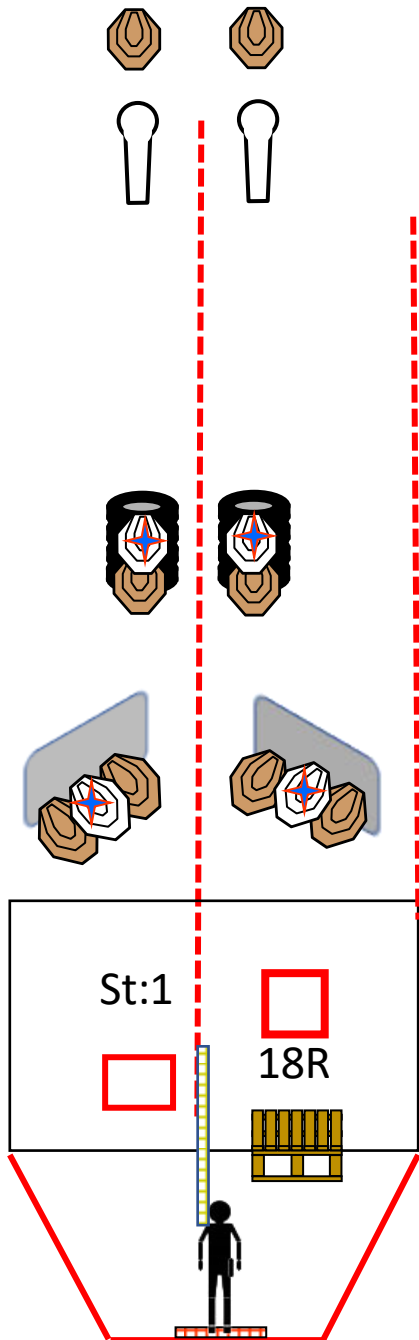
**Info: John Keppel
john.keppel@ziggo.nl**

**BPSA/NPSA
P . P . C
1 & 2 Juni 2019**

Registrationfee: P.C.C : €. 25,00;
5 Stages : Min. R : 106

Match: Shoot morning or afternoon
08,00/12,00 or 13,00/17,00 hours

**M.D: Henk Schoenmaker
Jan v/d Griek
R.M: Cees van Diepen**



COF: Stage 1 is a Medium Courses
8 IPSC Targets 60 % / 1 PP / Some IPSC NO-Shoot
Min. R: 18 / Max. P: 90

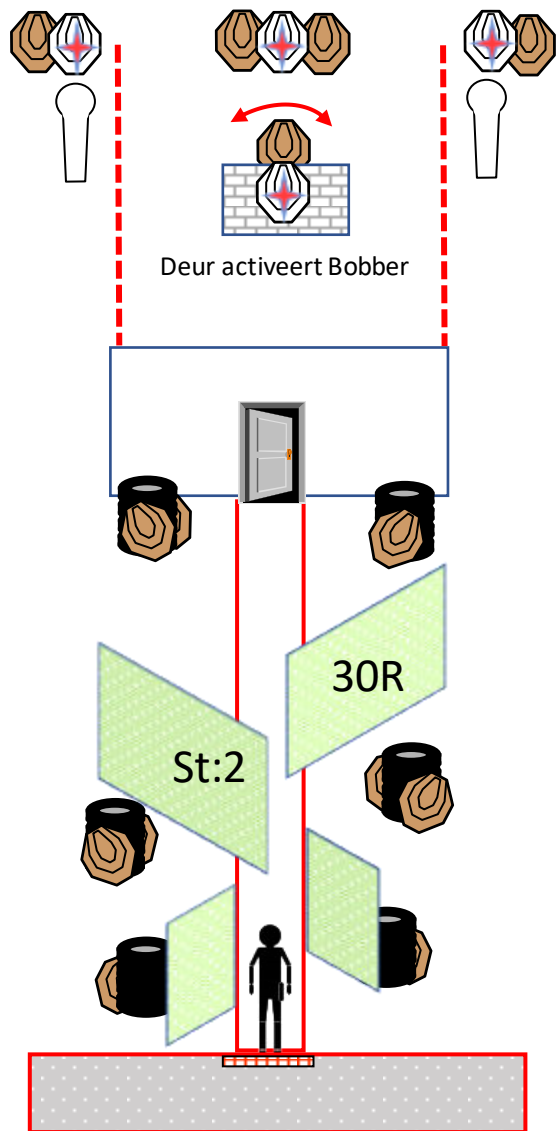
Start Position	Standing relax on “Start” facing down Range
Wapen Status	Option: 2
Time Start	Audible signal / Last shot
Procedure	Upon Start signal, shoot all targets from the provide area

*** Weapon status will be:**

***Option 1 = Magazine inserted, first round in the chamber**

***Option 2 = Magazine inserted, chamber empty, bold forward hammer down**

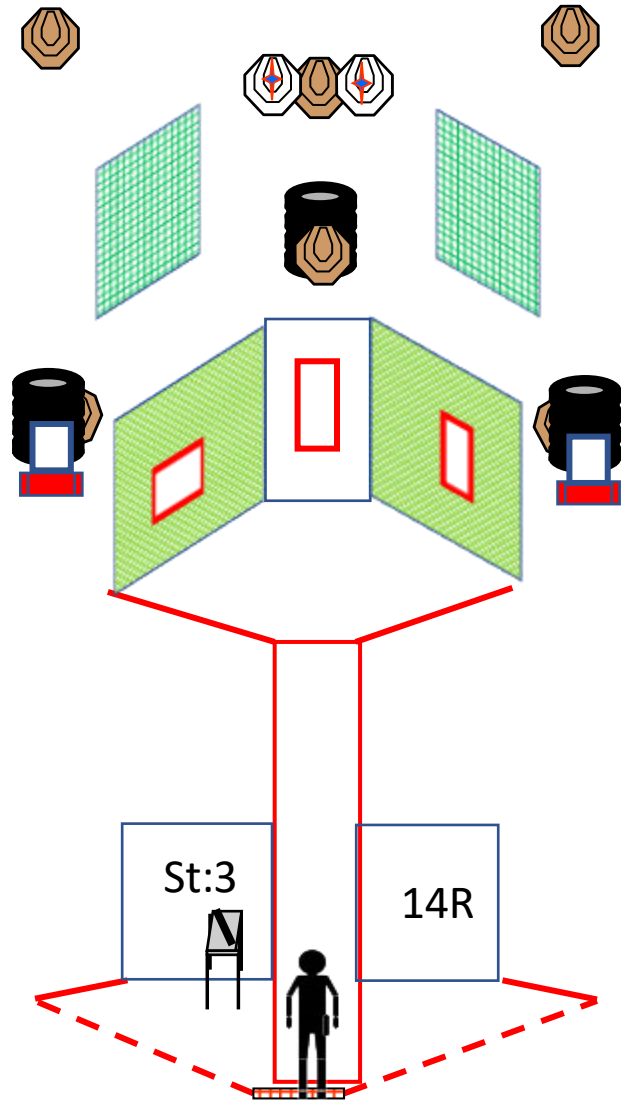
***Option 3 = completely empty, bolt may be open,**



COF: Stage 2 is a Long Courses
14 IPSC Targets 60 % / 2PP / Some IPSC NO-Shoot
Min. R: 30 / Max. P: 150

Start Position	Standing relax on “Start” facing down Range
Wapen Status	Option: 3
Time Start	Audible signal / Last shot
Procedure	Upon Start signal, shoot all targets from the provide area. <ul style="list-style-type: none"> ▪ Door activat Bobber

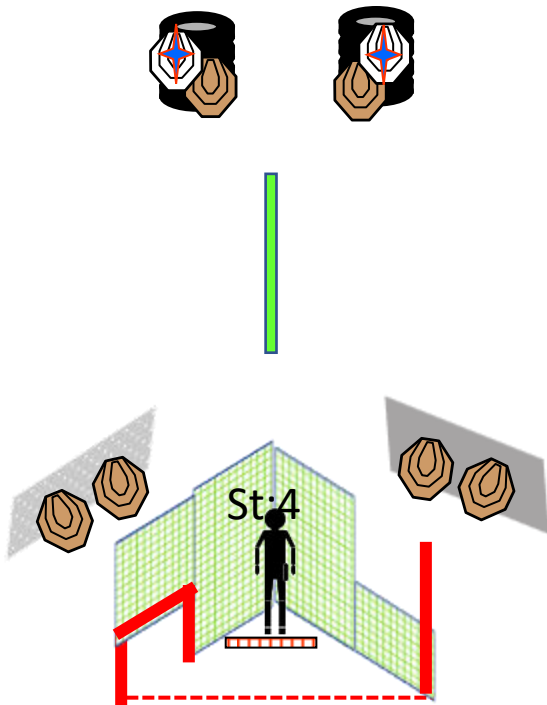
- **Weapon status will be:**
 - *Option 1 = Magazine inserted, first round in the chamber
 - *Option 2 = Magazine inserted, chamber empty, bold forward hammer down
 - ***Option 3** = completly empty, bolt may be open,



COF: Stage 3 is a medium Courses
6 IPSC Targets 60 % / 2 F.P / Some IPSC NO-Shoot
Min. R: 22 / Max. P: 110

Start Position	Standing relax on “Start” facing down Range
Wapen Status	Option: 3
Time Start	Audible signal / Last shot
Procedure	On start mandatory F.P left and right move and shoot all targets from the provide area. <ul style="list-style-type: none"> ▪ over the 90 ° is a match Dq

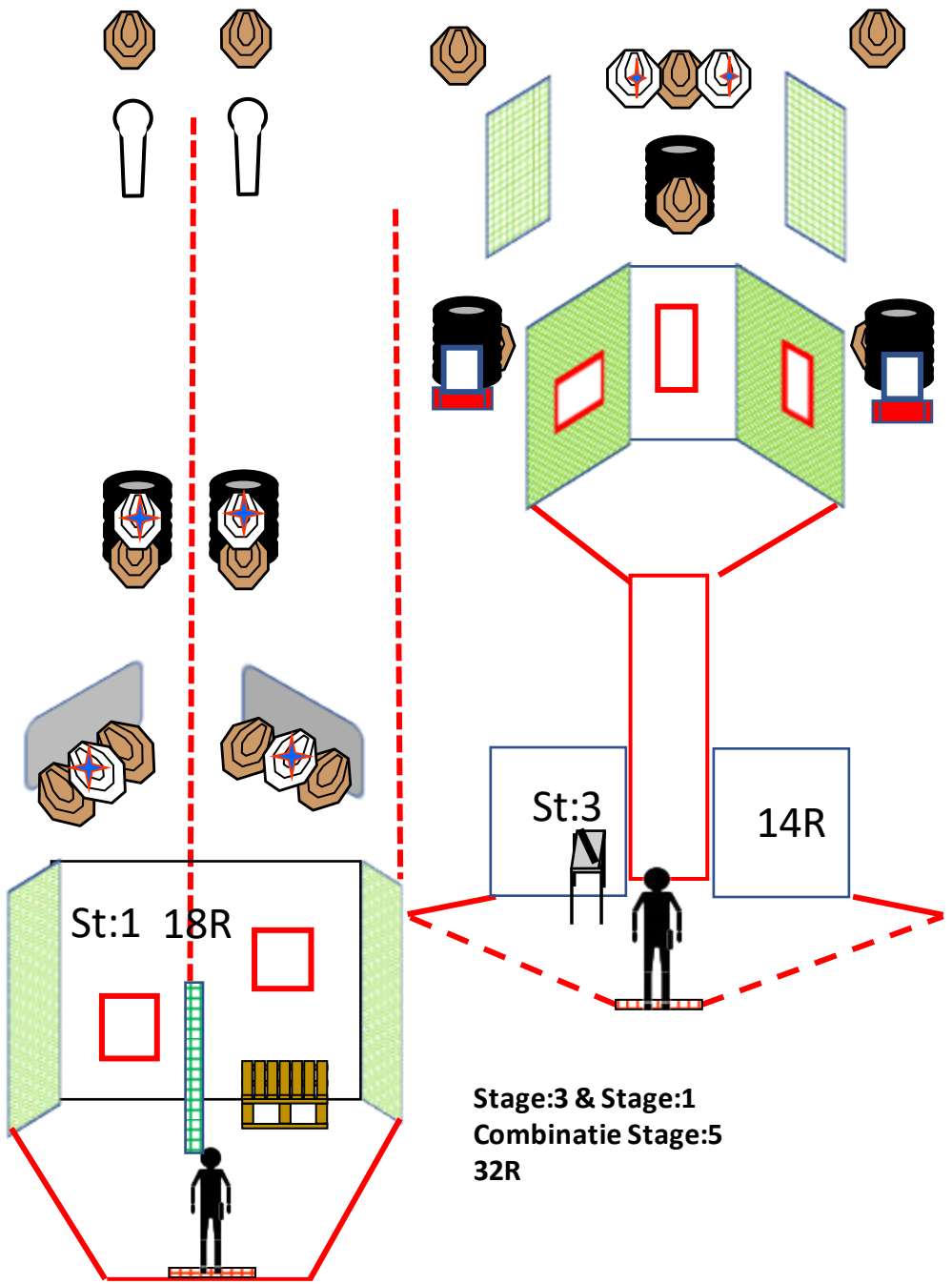
- **Weapon status will be:**
 - *Option 1 = Magazine inserted, first round in the chamber
 - *Option 2 = Magazine inserted, chamber empty, bold forward hammer down
 - *Option 3 = completly empty, bolt may be open,



COF: Stage 4 is a Short Courses
6 IPSC Targets 60 %
Some IPSC NO-Shoot
Min. R: 12 / Max. P: 60

Start Position	Standing relax in the “BOX” facing down Range
Wapen Status	Option: 2
Time Start	Audible signal / Last shot
Procedure	Upon Start signal, shoot all targets from in the “BOX”

- **Weapon status will be:**
 - *Option 1 = Magazine inserted, first round in the chamber
 - ***Option 2** = Magazine inserted, chamber empty, bold forward hammer down
 - *Option 3 = completely empty, bolt may be open,



COF: Stage 5 is a Long Courses (combinatie St:3 and St:1)
14 IPSC Targets 60 % / 2 F.P / 2 PP
Some IPSC NO-Shoot
Min. R: 32 / Max. P: 160

Start Position	Standing relax heels touching the red mark facing down Range
Wapen Status	Option: 3
Time Start	Audible signal / Last shot
Procedure	Upon Start signal , mandatory F.P left and right move and shoot all targets from the provide area. <ul style="list-style-type: none"> over the 90 ° is a match Dq

- Weapon status will be:**
 - *Option 1 = Magazine inserted, first round in the chamber
 - *Option 2 = Magazine inserted, chamber empty, bold forward hammer down
 - *Option 3 = completely empty, bolt may be open,