

classification contest NPSA / BPSA  
And PCC



Food and Drinks available  
on the "Range"

"Range Reymerswael"  
Grensweg 19A  
4411ST Rilland-Bath  
the Netherlands

Info: John Keppel  
[john.keppel@ziggo.nl](mailto:john.keppel@ziggo.nl)

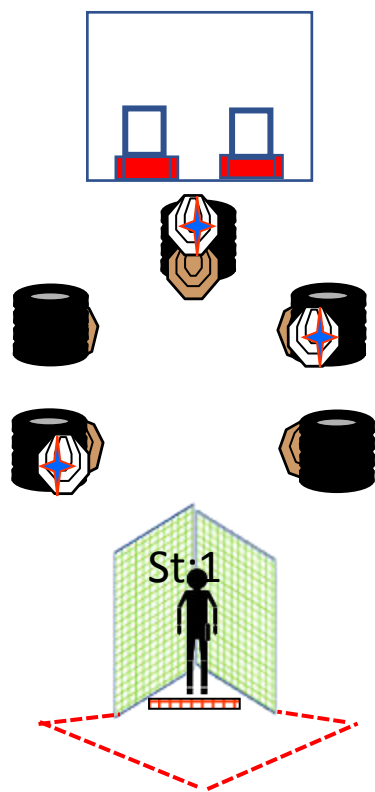
**L-II : IPSC Contest**  
**BPSA/NPSA**  
**And**  
**P . P . C**  
**1 & 2 Juni 2019**

Registrationfee: IPSC : €. 30,00;  
6 Stages : Min. R: 130  
Registrationfee: P.C.C : €. 25,00;  
5 Stages : Min. R : 106

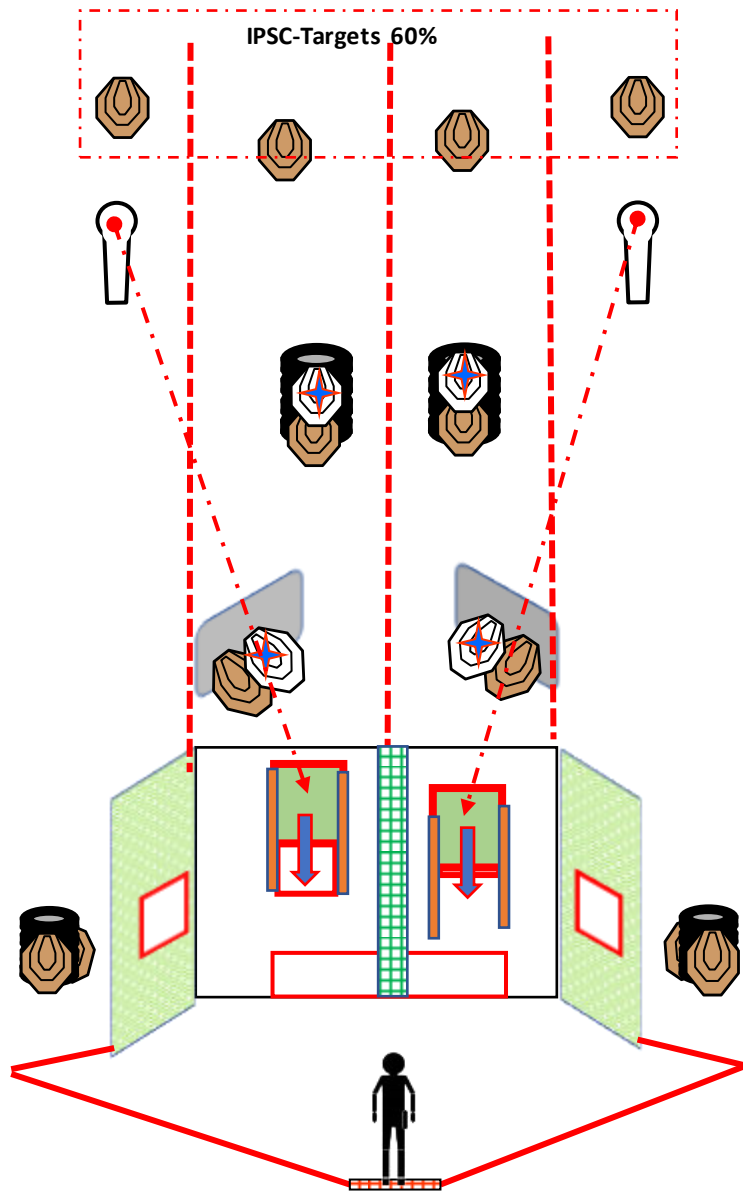
Combination  
IPSC / P.C.C : €. 50,00;  
Match: Shoot morning or afternoon  
08,00/12,00 or 13,00/17,00hours

M.D: Henk Schoenmaker  
Jan v/d Griek  
R.M: Cees van Diepen

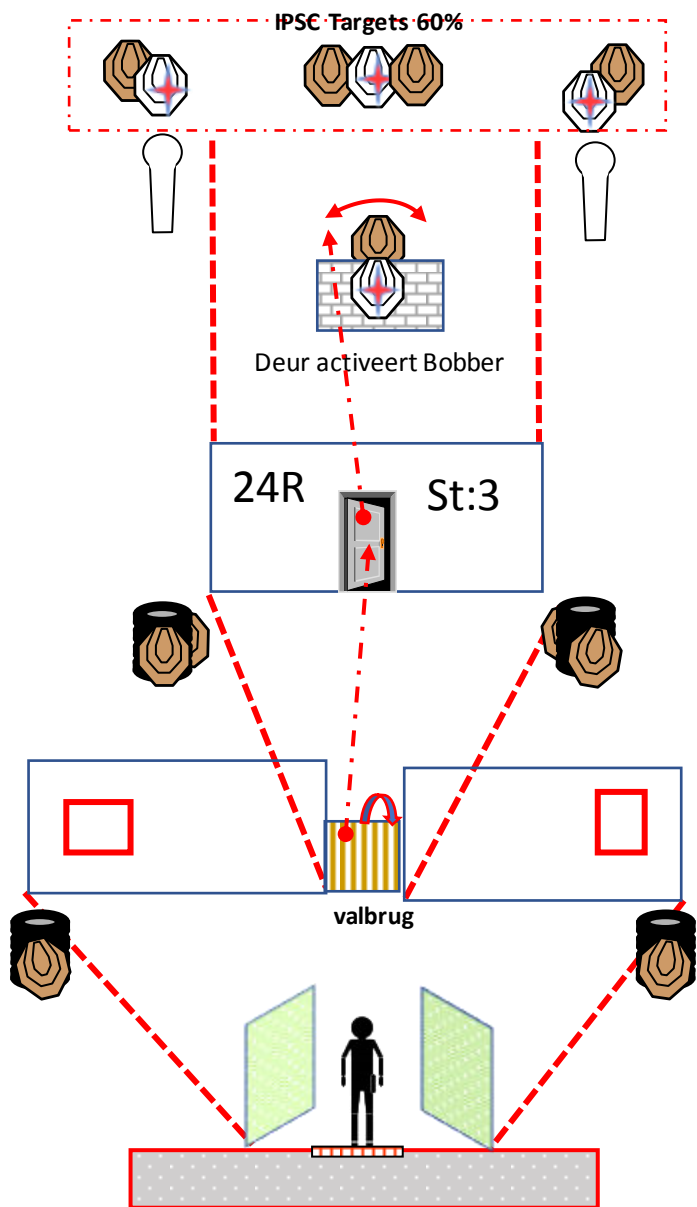
**Shooter Equipment Test:**  
**David Landweer/ Johan Schrijvers**



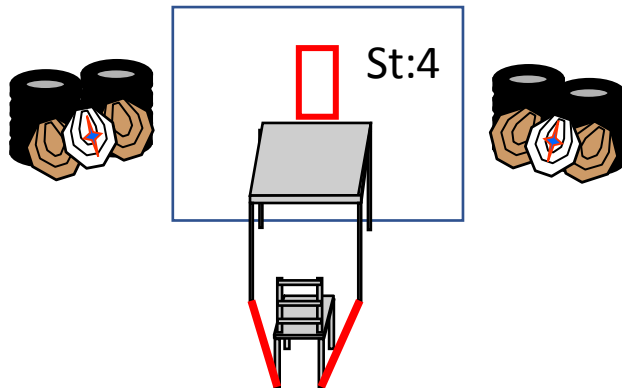
<b>Stage : 1 short course / Comstock</b> <b>5 IPSC Targets / 3N.S / 2 F.P</b>	
Distance	2 / 10 meter
Min. R Max points	12 60
Start/Stop	Audible signal / Last shot
Start	Standing relaxed <b><u>heels touching the red mark</u></b> “Gun loaded and holstered”
Procedure	After start signal shoot targets, by dint of order in the marked area
Note:	<b>Targets 60%</b>



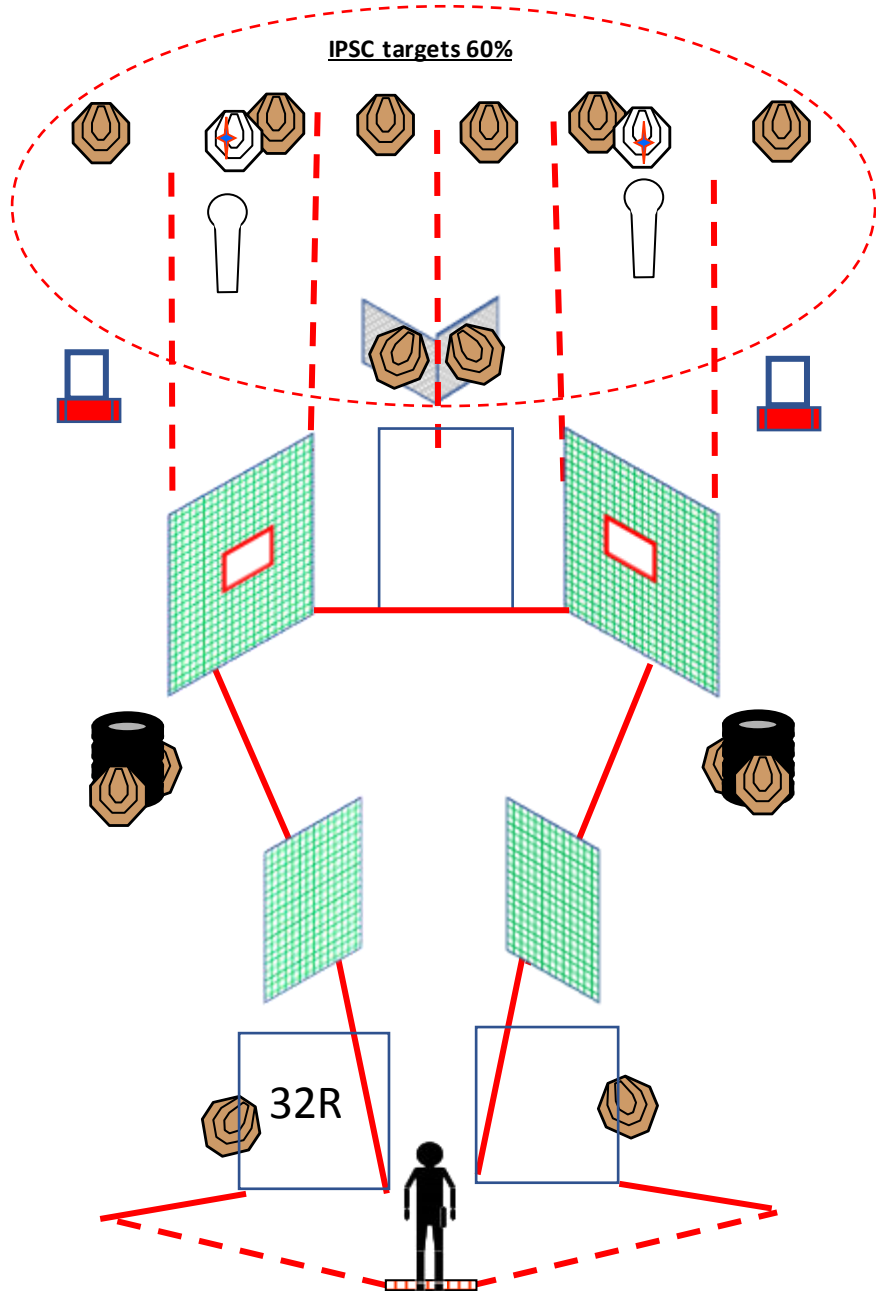
Stage : Medium course / Comstock 12 IPSC(100 + 60%)Targets / 4 N.S / 2 Mini P	
Distance	2 / 20 meter
Min. R Max Points	26 130
Start/Stop	Audible signal / Last shot
Start	Standing relaxed on "START" <b>heels touching the red mark</b> "Gun loaded and holstered"
Procedure	After start signal shoot freestyle all targets any order shooters choice
Note:	-IPSC Targets: 100 én 60% -Mini.P 1 en 2 activate the windows



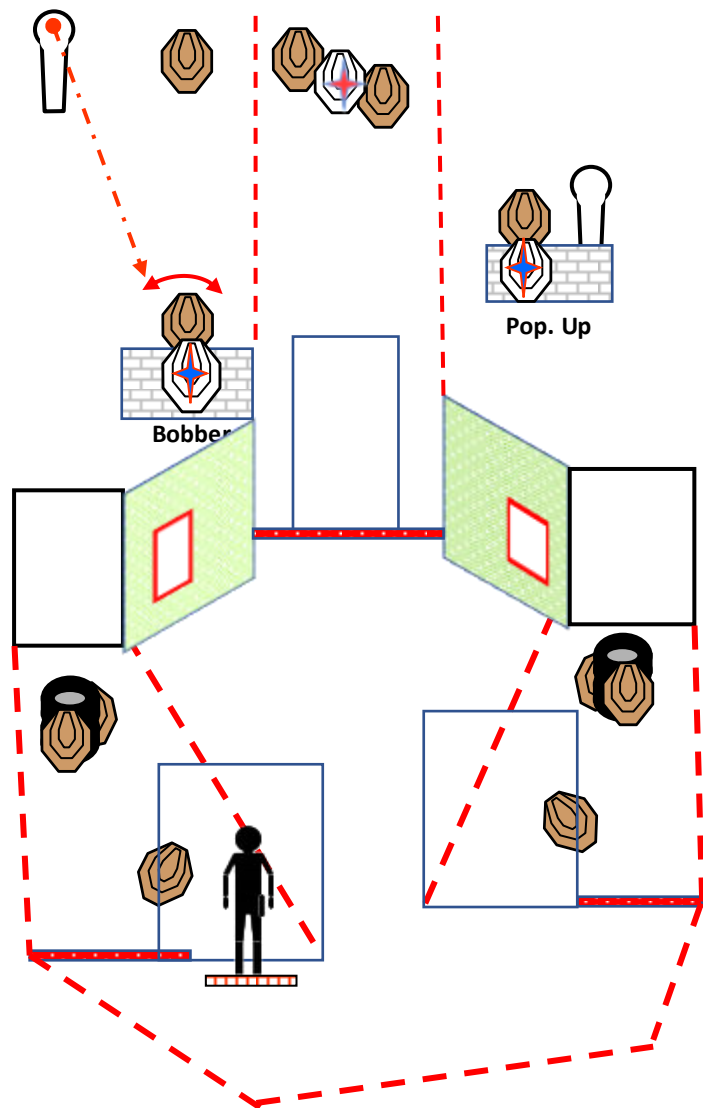
Stage : 3 Medium course / Comstock 11 IPSC Targets / 4 N.S / 2 Mini P	
Distance	2 / 20 meter
Min. R Max Points	24 120
Start/Stop	Audible signal / Last shot
Start	Standing relaxed on "START" <u>heels touching the red mark</u> "Gun loaded and holstered"
Procedure	After start signal shoot freestyle all targets any order shooters choice
Note:	<ul style="list-style-type: none"> <li>- Trap bridge opens door</li> <li>- Door activate bobber)</li> <li>- Targets 100 én 60%</li> </ul>



Stage : 4 short course / Comstock 5 IPSC Targets / 2 F.P / 3N.S	
Distance	2 / 10 meter
Min. R Max points	12 60
Start/Stop	Audible signal / Last shot
Start	Sitting on the chair hands on the knees, gun unloaded in the holster
Procedure	After start signal load gun and shoot "Sitting" all targets "STRONG Hand" only
Note:	<b>Targets 60%</b>



Stage : 5 Long course / Comstock 14 IPSC Targets / 2 N.S / 2 Mini P / 2 F.P	
Distance	2 / 20 meter
Min. R Max Points	32 160
Start/Stop	Audible signal / Last shot
Start	Standing relaxed <b>heels touching the red mark</b> "Gun loaded and holstered"
Procedure	After start signal shoot in freesty targets any order shooter choice
Note:	-IPSC Targets 100 én 60%



Stage : 6 medium course / Comstock 11 IPSC Targets / 2 PP / 4N.S	
Distance	2 / 15 meter
Min. R Max points	24 120
Start/Stop	Audible signal / Last shot
Start	Standing relaxed <u>heels touching the red mark</u> "Gun loaded and holstered"
Procedure	After start signal shoot targets, by dint of order in the marked area
Note:	<b>PP activte Pop-Up</b> <b>PP activte bobber</b>